


# Various Possible Badge Formats

## General Instructions :

- Laser Printers / Deskjet printers require a minimum size for printing hence small badge sizes are not advisable.
- It is advisable to use sticker stationary with Deskjet printers since Laser printers have heating elements and the sticker paper can get stuck.
- Deskjet printouts on sticker stationary can take more time to dry than paper stationary, so take about a couple of seconds before you issue a sticker pass with photograph.
- A dusty environment can cause mechanical problems with Laser/Deskjet printers.
- Toner is a consumable for Laser/Deskjet printers hence always use good quality original toners for better quality of printing.



## Vertical Paper Badge (ESM0015)

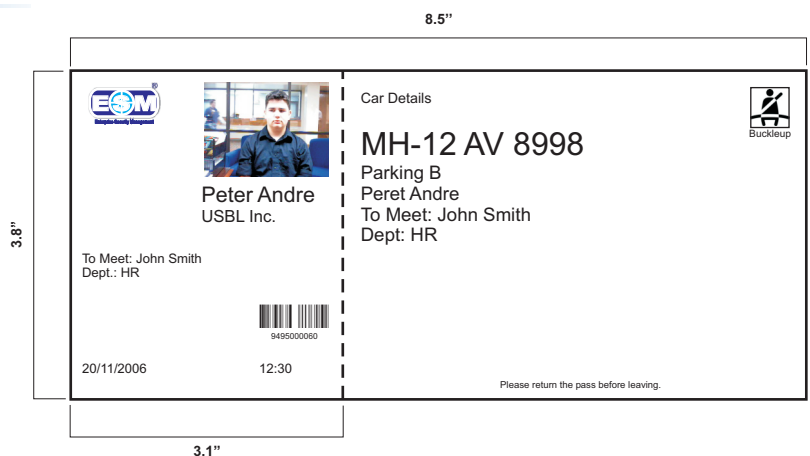
### Paper

This is a vertical paper badge with a fold at the center. The terms & conditions or other instructions can be written on one side which goes behind. After printing the badge can be folded and inserted into a plastic pouch. This badge can be used on Deskjet / Laser Printer.

## Visitor + Vehicle Badge (ESM0016)

### Sticker

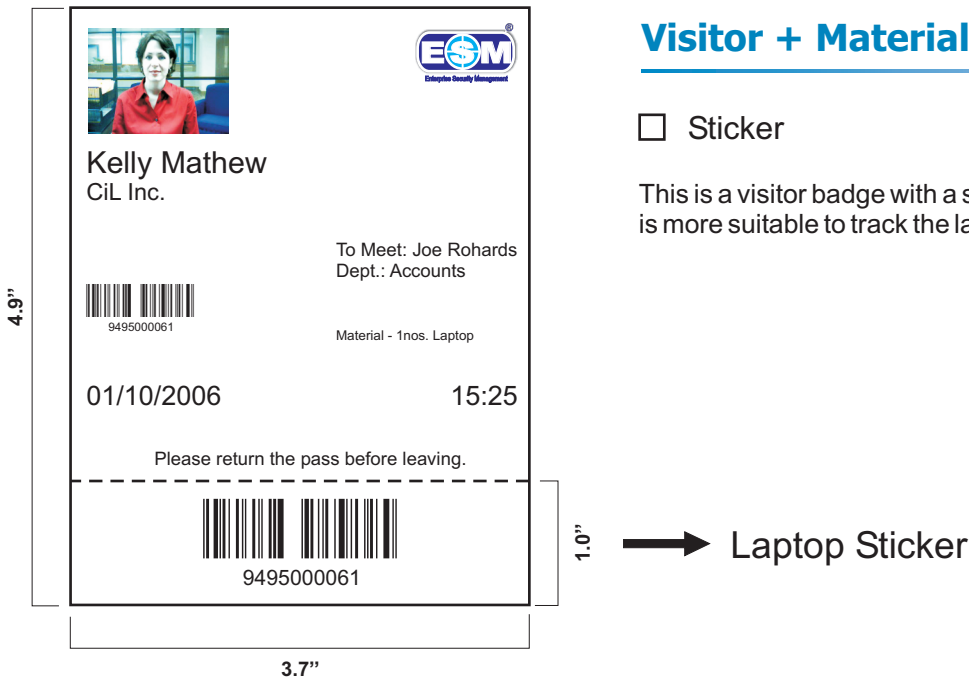
This is a sticker badge which can print the visitors information and a vehicle badge simultaneously.



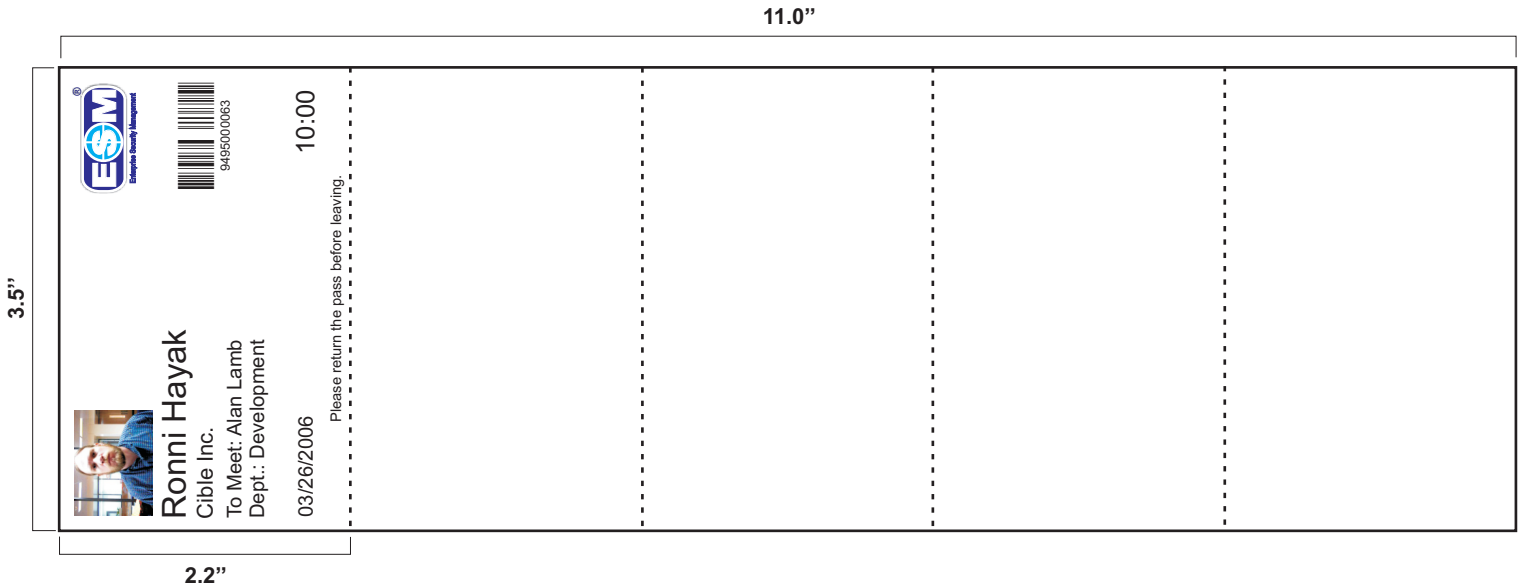
## Visitor + Material (laptop) Badge (ESM0017)

Sticker

This is a visitor badge with a small sticker for the material taken inside. It is more suitable to track the laptops movement.



## Horizontal Paper Badge (ESM0018)



Paper

This badge is available in a strip of five . This badge is used with Deskjet printers. The stationary has to be fed multiple times and the last leaf is wasted every time.



An ISO 9001:2000 Company

### Soft-AID Computers (P) Ltd.

3rd floor, 4 th Dimension,  
135, Erandwane,  
Pune - 411004  
Tel: +91 20 25452005 (3 lines)  
Fax: +91 20 25469063

